प्रेरणा श्रोत

परम पूज्य श्री राम मूर्ति जी



Our beloved BabuJi, Late Shri Ram MurtiJi is the inspiration behind this institute. He was a veteran freedom fighter, Ex Parliamentarian, Ex Minister U.P. Govt. and a true Gandhian by spirit and values.

Babu Ji was born on 8th Feb 1910 in a renowned family of Sahu Thakur Das Ji. He completed his primary education at Bareilly. He then graduated from BHU, Varanasi and pursued his Masters and degree in Law from Lucknow University, Lucknow.

He learnt lesson of "Nisswarth Sewa" from Mahamana Madan Mohan Malviya and under his guidance practiced it with utmost devotion and determination. He also served as a volunteer at Allahabad Kumbh.

To promote green revolution in India he visited several countries like USA, Japan, England and Taiwan on agricultural missions

Ram Murti Ji declined to accept the pension offered to the freedom fighters, since he was of the conviction that whatever he did for the motherland was out of patriotism and not for material gains. In pursuance of the same patriotic spirit he also donated 30 acres of agricultural land in the "Bhoodan Movement".

Such a great soul he was and a truly inspiring one!



Message

Dev Murti
Founder & Chairman, SRMS-IMS, Bareily

It is a matter of immense pleasure to welcome you all for the Fourth Convocation of Shri Ram Murti Smarak Institute of Medical Sciences, Bareilly for 2009 batch of MBBS students and 2011 batch of MD/MS Post Graduates.

SRMSIMS has established it self as a self reliant institute for imparting medical education at undergraduate and post graduate levels. Moreover, it is now a leading Tertiary Health Care Centre between Lucknow and New Delhi which provides quality and affordable health care services to all the sectors of the society.

The institute believes in developing competent and skilled doctors who will help the society to fight against various dreaded diseases. Presently 100 students for MBBS course are admitted annually and there are 73 seats of Post Graduate (MD/MS) courses in 21 different specialities.

"Any sufficiently advanced technology is indistinguishable from magic." The advancements are occurring very rapidly and therefore we need to keep pace with it. On continuous demand of the society for more healthcare infrastructure, SRMS Diagnostic Centre is soon going to start in Lucknow with facilities of PET CT, 3.0 Tesla MRI, 128 slice CT scan, 4D colour Doppler ultrasound and Digital X-rays along with other routine investigations.

On this auspicious occasion of Fourth Convocation, I congratulate all the awardees and prize winners and wish them good luck and grand success in all their future endeavors.

(Dev Murti)

प्रोफेसर मुशाहिद हुसैन
Professor Mushahid Husain
कुलपति
Vice-Chancellor

महात्मा ज्योतिबा फुले
रुहेलखण्ड विश्वविद्यालय, बरेली

Ph./फोन : कार्या/Off. +91-581-2527282
निवास/Resi. + 91-581-2523378
फैक्स/Fax कार्या/Off. +91-581-2528384.
निवास/Resi. + 91-581-2523334
email : vcoffice@mjpru.ac.in
महात्मा ज्योतिबा फुले रुहेलखण्ड विश्वविद्यालय
बरेली - 243 006
MAHATMA JYOTIBA PHULE ROHILKHAND UNIVERSITY
BAREILLY - 243 006



Message

I am extremely delighted to learn that 4th Convocation of Shri Ram Murti Smarak Institute of Medical Sciences, Bareilly is going to be held on March 23, 2015. I extend my heartfelt congratulations to the graduating students.

It is always a very proud moment for students and their parents. Chasing your goals demands hard work, endeavors and determination. Hard work isn't over when you graduate. It is just start of a new phase of your life as you enter the new battlefields of life.

All of you have worked so hard and now you have successfully completed your degrees and have chosen a profession of creativity and responsibility. May your career bring you much happiness!

I wish the Convocation a great success.

(Mushahid Husain)

Dr. V. P. Shrotriya,
Principal
Shri Ram Murti Smarak Institute of Medical Sciences,
Bareilly

King George's Medical University

Uttar Pradesh, Lucknow – 226003, India

Prof. Ravi Kant,
FRCS (Engl) FRCS (Edin) FRCS (Glasg) FRCS (Irel)
FAMS MS DNB FACS FICS FAIS
Vice-Chancellor



Message

It is indeed a pleasure to know that Shri Ram Murti Smarak Institute of Medical Sciences, Bareilly is holding IVth Convocation Ceremony on 23rd March, 2015.

Convocation is a day of celebration, excitement and anticipation. It marks a day of recognition. I congratulate all the graduating students. I am sure that all degree holders will prove their mettle and exhibit their excellence in the service of humanity.

I wish to convey my heartiest congratulations to staff and students of the institution for their devotion to academics.

My best wishes for the success of annual convocation.

Ravi Kant

(Prof. Ravi Kant)
Vice Chancellor

Tel: +91-522-2257540, Cell: +91-9651020000, +91-9868218536 Fax: +91-522-2257539
E-mail: vc@kgmcindia.edu, ravibina@gmail.com, Website: http://www.kgmcindia.edu

भगवत सरन गंगवार
राज्य मंत्री (स्वतंत्र प्रभार)
लघु उद्योग एवं निर्यात प्रोत्साहन

G-1/4, द्वितीय तल
बापू भवन
दूरभाष : (का०) 0522-2239589
2214810
लखनऊ : दिनांक:.



Message

I am happy to learn that Shri Ram Murti Smarak Institute of Medical Sciences, Bareilly is organizing its IV Convocation ceremony on 23rd March 2015.

A convocation is a historic occasion in the lives of students and, therefore, I congratulate the degree recepients and their proud families for this landmark in their life. I hope they will render their services- as doctors- to the nation for the human welfare and wellness.

I wish the graduate and post graduate Doctors, Management and the Faculty all the very best in their future endeavors.

(Bhagwat Saran Gangwar)

Dr. V. P. Shrotriya,
Principal
Shri Ram Murti Smarak Institute of Medical Sciences,
Bareilly

डा० आई० एस० तोमर
महापौर
नगर निगम, बरेली

कार्यालय : 0581-2576794
कैम्प कार्यालय : 0581-2567500
निवास : 0581-2567200
E-mail : mayorbareilly@yahoo.com
35A/1-2 रामपुर बाग, बरेली।
पिन - 243001

दिनांक .....



Message

Dear Graduates,

On the occasion of IV Convocation of the institute I congratulate all the medical graduates. I'm so proud of them. Hard work isn't over when you just get a degree to become doctor. It is just a start of a new phase of life as you enter the new battlefields of life.

Your journey of life will now bring both challenges and chances. You have to carry your spirit to snatch the chances and beat the challenges.

My wishes are with you to convert your dreams into reality.

Congratulations!

(Dr. I. S. Tomer)

प्रवीण सिंह ऐरन
संसद सदस्य
(लोक सभा)

सत्यमेव जयते



Message

Dear Dr. V. P. Shrotriya,

I am happy to learn that Shri Ram Murti Smarak Institute of Medical Sciences, Bareilly is organizing its iv Convocation ceremony on 23rd March 2015.

A convocation is a historic occasion in the lives of students and, therefore, I congratulate the degree recepients and their fomilies for this landmark in their life. I hope they will render their services-as doctors-to the nation for the human welfare and wellness.

I wish the graduate and post graduate Doctors. Management and the Faculty all the very best in their future endeavors.

Regards,

Yours Sincerely,

(Praveen Singh Aron)

To,

Dr V. P. Shrotriya
Principal
SRMS-IMS
Bareilly.

297, सिविल लाईन्स (साल्वेशन आर्मी रोड) बरेली (उ.प्र.)
फोन : 0581-2567500, फैक्स : 0581-2567299
Email ID : praveenaron.ls@gmail.com
Email ID : aron.praveen@gmail.com



Message

Dr. V. P. Shrotriya
MD, FIPHA, FNCYO (Japan) MAMS
Principal, SRMS-IMS, Bareilly
(Rashtra Ratan Awardee)

On the day of reward of talent knowledge & skills the 4th convocation of passout MBBS 2009 batch & MD/MS 2011 batch, I really feel immense pleasure in congratulating all the recipients of degree, medals & awards.

It is only the first step of success & achievements. A long march on steep road of carrier begins today throwing a challenge to be ready for untiring efforts full of vigor & zeal. Future is full of challenges and chances. Motivate & drive yourself to achieve your future objectives.

No hesitation in saying that the achievements are due to untiring support of hon'ble Chairman Sir & willful commendable contribution of teaching faculty at large.

All the best wishes to passing out graduate & post graduate doctors. Don't forget, you now have much contribute towards health needs of the community with full commitment to convert the opportunities in to achievements.

Best wishes & may God bless you.

(Dr. V. P. Shrotriya)



Message

Aditya Murti
Trust Sceretary & Director (Administration)
SRMS-IMS, Bareilly

It is a matter of immense pleasure to welcome you all on the occasion of 4th Convocation of MBBS Batch - 2009 and 1st Convocation of MD/MS Batch - 2011.

This hour is always a moment of pride for the students & their parents & family members. The hard work of the students and persistent support and efforts of their parents ultimately brings laurels and happiness to them.

We are delighted to feel that the students have chosen a profession wherein they will alleviate the human sufferings by the skill and knowledge they have acquired in last five years.

It is just the start of a new phase of life & a lot of challenges await in future, which I am sure they will face and overcome with confidence.

I wish a great success to all the awardees!

(Aditya Murti)

काङ्क्षन्त: कर्मणां सिद्धिम् यजन्त इह देवता:।
क्षिप्रं हि मानुषे लोके सिद्धिर्भवति कर्मजा।।

Vision

- To be partner in building India a world leader in Medical Education & Health Care.
- To establish & develop world class self reliant institute for imparting Medical and other Health Science education at under-graduate, post-graduate & doctoral levels of the global competence.
- To serve & educate the public, establish guidelines & treatment protocols to be followed by treating hospitals.
- To develop and provide professionally qualified doctors for augmenting the nations human resources through Bio-Medico-Socio-epidemiological scientific research.
- To provide quality & affordable health care facilities and services to all sections of the society.

Mission

- To strive incessantly to achieve the goals of the Institution.
- To impart academic excellence in Medical Education.
- To practice medicine ethically in line with the global standard protocols.
- To inculcate high moral, ethical and professional standards among students and to improve their overall personality as well as to inculcate compassionate behaviour.
- To evolve the Institution to the status of a Deemed University.
- Our Students - Our Assets.
- Our Staff - Our Means.

Values

- Integrity
- Excellence
- Fairness
- Innovativeness

Contents

Milestones of SRMSIMS	01
Medical Education	02
Courses & Intake	03
Teaching Methodology	04
Teaching Aids	05
Infrastructure	06
Medical College	07
Hospital	08
Library	09
Hostels, Residential Areas	10
Campus amenities	11-12
Hospital Services	13-14
Departments - Pre Clinical	15
Departments - Para Clinical	16-17
Departments - Clinical	18-24
Super Speciality	25-27
Academic Statistics	28-31
Scholarship & Awards	32-35
Star Performers	36
Extra Curricular Activities	37-40
Advanced Health Care Services	41-45
Keeping Pace with Recent Technologies	46
Clinical Statistics	47-50
Services to Community	51-52
Academic Activities & Research	53-59
Research Activities	60-63
Achievements	64-67
SRMS Trust	68-69
First Convocation - Awards and Honours	70
Second Convocation - Awards and Honours	71
Third Convocation - Awards and Honours	72

Milestones
of SRMSIMS

The years 2002-2015 has seen remarkable progress across all areas of our mission of excellence in Medical Education, Health Care and Research.

2002 Hospital commenced on 4th July
Eye Bank established
World Class Critical Care Services started

2003 MRI Services started
Interventional cardiology introduced

2005 MBBS First batch joined

2006 GNM Nursing First batch joined

2008 RR cancer institute inaugurated with state-of-art Technology.

2009 HDR Brachy Therapy machine in corporated in RR Cancer Institute .

2010 Recognition of MBBS course by MCI and Ministry of Health & Family Welfare, Govt. of India.
Advance Imaging and Interventional Radiology Center established with 3 Tesla MRI services.

2011 Post graduate (M.D./M.S.) Degree course started with 25 PG seats in 17 subjects.
Dual Source 256 Slice (128x2) CT Scanner introduced
B.Sc. Paramedical courses First batch joined.

2012 Post graduate (M.D.) Degree course started in 2 new specialities- Radiotherapy and TB & Respiratory Diseases
Post graduate (M.D./M.S.) degree seats increased from 25 to 60.

2013 Institute was awarded "Dr. Ram Manohar Lohia, Laghu Udhyami Puraskar" by Department of Small Scale Industries and Export Promotion, UP Govt. for providing excellent services & best results in the field of Education.
Dexa Scan (Dual Energy X-ray Absorptiometry) installed in the deptt. of Radiodiagnosis.
Real Time PCR installed in Central Research Lab, department of Biochemistry

2014 New Cath Lab with DSA & EP started
SRMS Infertility Centre (Test Tube Baby) started.
85 bedded Critical Care Unit (as per international standards) started.
PG course (MD) started in Psychiatry making up total 73 PG seats in all subjects.

2015 New Ultra Modern & High Tech Linear Accelerator TRUE BEAM to become functional.



Medical Education











The goal of medical education is to train our doctors so that they can address the health needs of our country. They are capable of rational thinking and finding logical and reasonable solutions to the health problems.

Courses & Intake

Shri Ram Murti Smarak Institute of Medical Sciences, Bareilly offers Undergraduate (M.B.B.S.) & Postgraduate (M.D./M.S.) programme. The Institute is recognised by Medical Council of India and Ministry of Health & Family Welfatare, Govt. of India vide Gazette Notification No. U.12012/110/2004-ME (P-II) dated 23.09.2010. The institute is affiliated to Mahatma Jyotiba Phule Rohilkhand University, Bareilly.

Undergraduate Course

The Institute offers MBBS course which is divided into 9 semesters of 6 month duration each and followed by 12 months of compulsory rotating internship.

The Annual intake of MBBS course is 100 seats.

Postgraduate Course

The institute offers 3 years Postgraduate courses (M.D. / M.S.) in all Pre, Para and Clinical Departments since 2011-2012. The Postgraduate course is permitted by Medical Council of India, New Delhi.

Annual Intake of M.D./M.S. Courses (2014-2015) :

Sl.	Department	Annual Intake
1	Anatomy	5
2	Physiology	4
3	Biochemistry	1
4	Pathology	6
5	Microbiology	3
6	Pharmacology	2
7	Forensic Medicine	3
8	Community Medicine	3
9	General Medicine	6
10	Dermatology	3
11	General Surgery	4
12	Anaesthesia	6
13	ENT	2
14	Orthopaedics	4
15	Ophthalmology	3
16	Obs. & Gynaecology	3
17	Paediatrics	4
18	Radiodiagnosis	3
19	Radiotherapy	4
20	TB & Respiratory Diseases	3
21	Psychiatry	1

Teaching Methodology

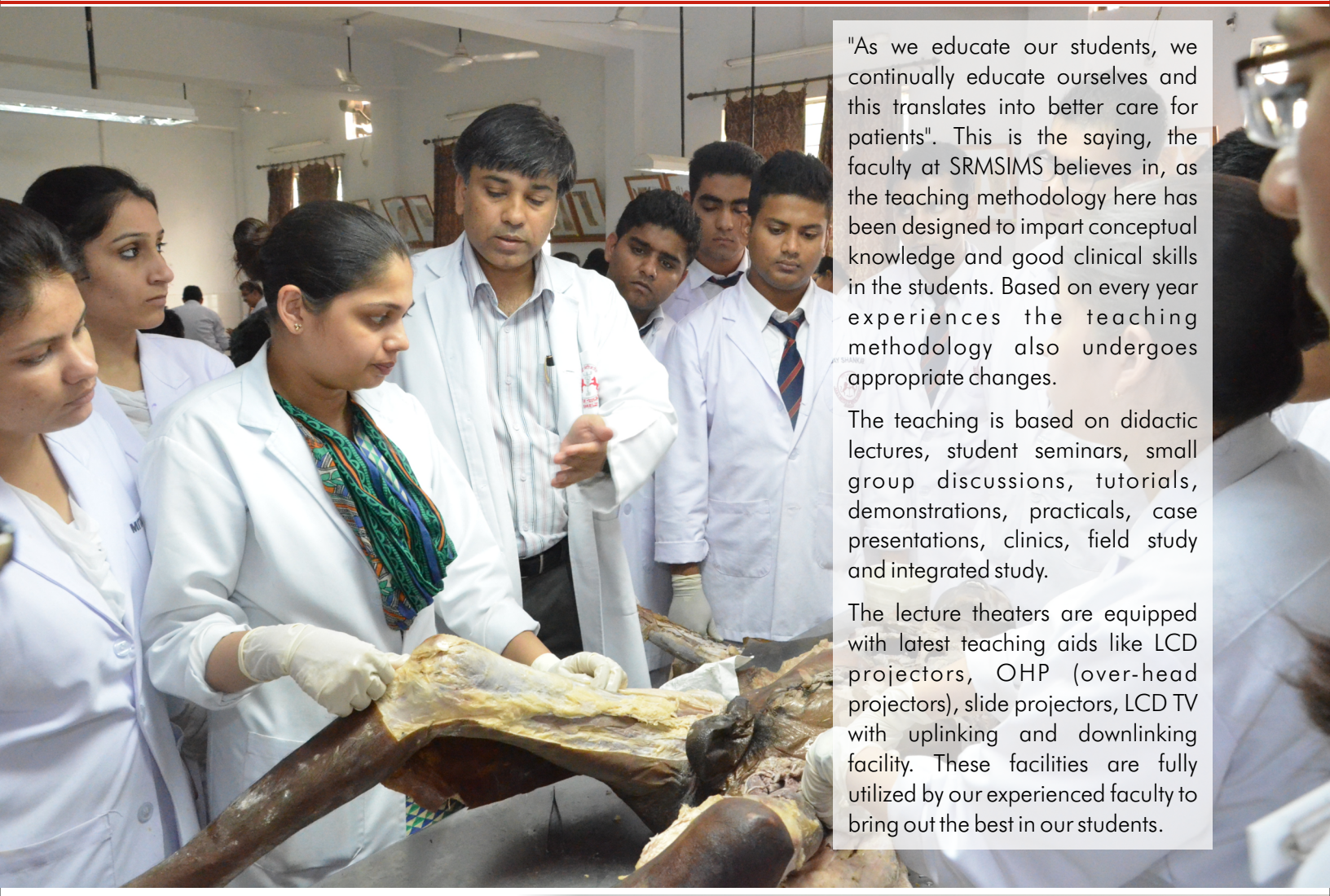

"As we educate our students, we continually educate ourselves and this translates into better care for patients". This is the saying, the faculty at SRMSIMS believes in, as the teaching methodology here has been designed to impart conceptual knowledge and good clinical skills in the students. Based on every year experiences the teaching methodology also undergoes appropriate changes.

The teaching is based on didactic lectures, student seminars, small group discussions, tutorials, demonstrations, practicals, case presentations, clinics, field study and integrated study.

The lecture theaters are equipped with latest teaching aids like LCD projectors, OHP (over-head projectors), slide projectors, LCD TV with uplinking and downlinking facility. These facilities are fully utilized by our experienced faculty to bring out the best in our students.

Skill development lab : Skills labs are an important component of training programs for medical students. They allow them to practice techniques on mannequins before they can perform them on real patients in the hospital. We have a state of art skill development lab with mannequins linked with sophisticated software which help our students in developing required skills to diagnose and manage patients more efficiently.



Teaching Aids

Well-designed practical work : We have fully equipped labs in various departments as these have the potential to motivate students and support deeper learning of concepts, manipulative competencies and cooperative approach to learning.

New arrivals of sophisticated equipment: Department of Physiology procured 8-channel Polyrite which can help in advanced research and equipment for Nerve conduction studies, Electromyography, Auditory and Visual evoked potentials. The aim is to enhance the research facilities in the institute for undergraduate and postgraduate students.



Innovative examination system : The students have fortnightly examinations in all subjects which helps them to prepare the syllabus in small segments.

Post Graduate Presentation : Post graduate presentation: A system of integrated teaching has been introduced for the postgraduate students of the institute. Every week, four PG students from different departments present a related topic covering relevant aspects in presence of senior faculty of all departments. The presentations are followed by a session of questions to the presenter. The aim is to boost up the confidence of the students and improve their communication and oration skills.



Infrastructure



SRMSIMS is a leading institute in western UP in the field of medical education, healthcare and research. The institute has been established under the aegis of SRMS Trust under the dynamic leadership of Shri Dev Murti Ji, founder and managing trustee. The institute is dedicated in the memory of his father Late Shri Ram Murti Ji.

Land & built-up Area

The aesthetically designed campus is spread over sprawling area of 33 acres of land with built-up area of 113245 sq.mt. It is located at the 13th km stone on the Bareilly-Nainital Highway.

Medical College



It houses pre and para clinical departments notably Anatomy, Physiology, Biochemistry, Pharmacology, Pathology, Microbiology, Community Medicine and Forensic medicine, Air conditioned Lecture Theaters, Examination Hall, Seminar Hall, Auditorium, Central library, Administrative Block and Central Research Lab.

Hospital

It is a 950 bed multi super speciality, tertiary care and trauma center. It has OPD's, Wards, Casualty, Private & Deluxe Rooms, Operation Theatres, ICU, NICU, PICU, ICCU, Blood Bank, Eye Bank, Radiological imaging facility, Laboratories, Drug Store and Optical store. The building also houses various Clinical Departments.



Library

A library is a treasure-house of knowledge and a well-stocked library is an asset to the institute. The air conditioned library housed in the college building is well stocked with books, journals, magazines and national newspapers. There are 11442 books, 15 Magazines, 144 print Journals (National Journals 76, International Journals 68) and 15 Periodicals in Central Library. E-journals are also available in the Library.

Internet access : Medical education encourages students to become lifelong learners and the two key elements in this process are skills to seek information and use original scientific sources. Hence, the knowledge of computers is the need of hour for which a computer center has been established in the college building with 25 computers with Internet surfing through a dedicated 10 Mbps server.

Publication : A quarterly news-letter "Medivision" is published by the institute. The aim of this news letter is to have in-house publication to highlight the key events of the institute and provide a platform for Students literary interests.



Hostels & Residential Areas

The institute has on campus separate hostels for under graduate boys, girls, interns and postgraduate students. The rooms are spacious and well ventilated. Only vegetarian meals are served in the mess. Hostels are well equipped for recreational facilities like- LCD TV, DVD player and Dish connection. All hostels have telecom facility and internet availability for students. Indoor sports facilities for Table Tennis, Carrom, Chess and Badminton court are also provided to the students.

The institute has provided on campus residential facility for Faculty members, Junior residents, Senior residents, para medical, Nursing and Administrative staff. All the residential areas are neat, pollution free and provides a healthy environment for living. There is a play area for children, well maintained lawns, 24 hour security, uninterrupted water and power supply, Cable TV, telecom and internet facility.







Guest House

The institute maintains a guest house with air-cooled/air-conditioned rooms and having comfort-able boarding and lodging facilities. This facility can be availed by parents and visitors at very nominal prices.



Campus Amenities

Sports Facilities

The campus has provision for pursuing wide range of sports activities like athletics, hockey, football, cricket, basketball, volleyball, lawn tennis and badminton court. Indoor recreation hall for table tennis, chess and carom is also provided to the students.



Gymnasium

"Healthy mind resides in a healthy body". Keeping in mind the importance of the sayinga well-equipped Gymnasium with modern equipment has been provided to students and faculty members in the campus.



Transport facility : Institute buses ply between the campus and Bareilly city at regular intervals providing the facility of transport to the faculty members, staff and students free of cost.

Rain Basera

A residential accommodation with a kitchen facility has been provided for the attendants of outstation patients in the campus free of cost.



Campus Amenities

Food Court

The students have a fast food joint 13th point to enjoy good food and place to relax. Fresh cane juice, Nescafe coffee, Amul milk and ice cream, cold drinks and Domino's Pizza is also available to the students and staff at various eating joints in the campus.

Laundry

A modern fully automatic laundry is established in the campus rendering its services to students, staff, faculty members and hospital.

Bank Oriental Bank of Commerce has a branch in the campus with 24 hours ATM and Locker Facility.

Suvidha departmental store– A departmental store catering to the daily needs of students, staff and faculty has been established in the campus.

Temple

Nestled between the campus of IMS, CET and WCET is the pristine, immaculate abode of Lord Krishna and Lord Shiva where students, staff and faculty members offer their prayers to the almighty.

SRMS Alakhnanda Staff Club

For recreation of faculty members the institute has established SRMS Alakhnanda Staff Club in 5 Acres of land, with facility of Swimming pool, Restaurant, 50-Rest rooms, Gymnasium, Party Lawns and two Air-conditioned Party Halls.



Hospital Services



Ambulance Service

SRMSIMS provides round the clock ambulance services to critically ill patients. The ambulances are fully equipped with gadgets for cardiac monitoring, invasive and non-invasive BP monitoring and ventilator support. An ICU trained Doctor, nurse and healthcare assistant accompany the patient during the transit period.



C.S.S.D. :

The hospital has central sterilization department to cater to the needs of wards, OPD, casualty and others.

Central Gas plant :

Hospital has a central gas plant which supplies oxygen, nitrous oxide and air through central pipe line to all wards, OT, ICU, NICU, PICU and Emergency etc.

Animal House :

To obtain authentic results of the research experiments and test, it is important to have standardized animal with known health and genetic status. The Animal House of the Institute provides optimum environment for experimental animals to be used for research under the care of a Veterinary Doctor.

Hospital Services

Operation Theatre Complex

The hospital has a central 10 OT complex for all surgical branches and one emergency OT. The OT's are well equipped with operating microscopes, modern OT lights, C-ARM, Laparoscope, Endourology equipment and Endoscope etc. The extensive armamentarium of instruments enables the doctors to operate simplest to most complicated surgeries.

Blood Bank

Institute has blood bank facility running round the clock to provide blood to the needful patients. Component facility for PRBC, FFP and Platelets is also available.



Departments

Pre-Clinical



Anatomy - The department is engaged in undergraduate and postgraduate teaching. The department possesses a Dissection Hall with sufficient number of cadavers, a well-equipped histology lab and a research lab. There is a huge museum with wide range of specimens, models and sections to facilitate teaching process. The department is actively involved in research activities for UG and PG students.



Physiology - The department is actively involved in imparting education to the undergraduate students and post graduate students with an elaborate curriculum. The aim is to impart theoretical knowledge, develop skills in various hematological, amphibian and human practical to enhance their understanding of topics and above all develop the ability to reason. The department has all the facilities for research and promotes research activities. The department is conducting a national conference, ASSOPICON-2015 in the coming October.



Biochemistry - The department of Biochemistry is well equipped and has a Clinical Biochemistry and a research lab. The department also manages the clinical lab in the hospital where a range of biochemical tests are carried out for the patients. The lab has auto analyser, semi auto analyser and other highly sophisticated equipment to perform all the tests. The department is engaged in undergraduate and postgraduate teaching with a vast curriculum. Research promotion is a key aim of the department.

Departments

Para-Clinical

Pathology

From humble beginnings in the year 2002 till the present date, pathology laboratory has taken giant leaps with the introduction of facilities such as Frozen section, Cytocentrifuge, Immuno histocyto chemistry, Cyto chemistry and Special staining.

Ably guided by a dynamic management, constant up-gradation of the equipment ensures leadership status in this region. Run by a dedicated team of doctors and technical staff, the laboratory runs on a 24 hour basis, processing most of the tests in a matter of hours. Strict quality control and involvement of clinicians in the feedback process ensures a high level of competence in report generation. All facilities are provided at a minimal cost, in keeping with the tradition of providing affordable healthcare to the masses.



Pharmacology

With the arrival of P.G. students in the year 2011, the Department of Pharmacology has started pursuing drug related research in addition to the mandatory thesis work. Undergraduate teaching, the primary aim of the department, has been progressing in a congenial environment incorporating the latest in audio-visual and computer related techniques.

The department actively gathers information from clinicians whenever an adverse drug event is noted in patient care. The feedback, in the form of a questionnaire, is then analyzed and communicated to the medical fraternity as a whole. The department is also involved in the prescription auditing of indoor and outdoor patients.

Also, the department fully co-operate in research activities of other departments.

Forensic Medicine

The Department of Forensic Medicine provide invaluable help in the Emergency Department by assisting in Medico-Legal examination of emergency cases. Under the able guidance of the faculty and PG students all legal aspects of the practice of medical sciences are taken care of.

The Forensic Museum is richly stocked with specimens, toxins, photographs, models and charts, giving an instant insight to the student about the functioning of the department. Every visit to this place has a profound effect on the student's mind.

Students are taken to the Government Mortuary in the city on a regular basis for demonstration of Postmortem examination. Post Graduate students are specially involved in district level activities in collaboration with the CMO office of bareilly and are sent on a regular basis for age estimation and examination of cases of sexual offences. The city visit also provides an opportunity to teach the students about functioning of the Police Department.

Microbiology

Started a combined Central Laboratory, the Department of Microbiology has come of its own. The department now has a well –developed Bacteriology

Departments

Para-Clinical



Lab performing all bacteriological culture and sensitivity test. It processes around 40-50 cultures everyday and maintains all stock culture including reference stains.

Maintenance of Antibiogram as well as detection of highly resistant organisms like ESBLs, MRSA, VISA & VRSA is being done on the regular basis. Bacteriology section also have world class automated Blood culture system (BD Bactec 9120) for rapid & accurate isolation of blood born infections.

The Mycobacterial section is equipped with class III Biosefty cabinet & MGIT and performs ZN staining, conventional solid culture, advanced liquid culture and drug sensitivity test be MGIT for early reporting & antibiotic resistance to detect MDR T.B. Our Mycobacteriology section is also accredited for Liquid culture of sputum samples under RNTCP, GOVT of INDIA for samples from district hospital of Moradabad, Rampur, Pilibhit, Shahjahanpur & Bareilly .

A well –developed Virology and Serology Section exists which is equipped with ELISA reader, Automatic ELISA washer and Quantum Tubidometer for doing various serological tests like Dengue, Typhoid, Malaria, HIV, Hepatitis B, Hepatitis C etc. The Department also has a dedicated Mycology section for isolating and identifying fungi in clinical samples and their sensitivity test maintaining stock culture.

The Department also has a dedicated Parasitology section for isolating and identifying various Parasites. Our department is also have the collaboration with various government programmes like RNTCP (Revised National Tuberculosis Control Programme) and ICTC (Integrated counseling and testing center) etc. .

Community Medicine

The Department of Community Medicine is staffed with highly qualified and experienced faculty assisted by an adequate number of laboratory technicians and medical social workers. The laboratories are well equipped for the purpose of teaching undergraduate and postgraduate medical students.

The Department museum showcases more than 250 models, charts, specimens and other materials concerning Communicable diseases, Community Health, Family Welfare, Planning, Biostatistics, Sociology and Environmental Sanitation. The Department is always at the forefront to celebrate important National and International health days such as World Health Day, No Tobacco Day, ORS Day, Breast Feeding Week and World AIDS Day. Relevant messages/themes are conveyed through health awareness programmes organised in different forums at various locations for wider publicity.

A project entitled "Practices on early initiation of breast feeding among institutional delivered women and its determinants in District Bareilly" has been excepted by UNICEF with grant of one lac rupees. A cash amount for operational research project on "Estimation of prevalence on default and its determinants amongst TB patient under RNTCP in Bareilly District" has been excepted by RNTCP, KGMU, Lucknow.

There has been active participation by the faculty in organising medical camps and school health programmes to reach out to the community in remote areas. Regular visits to establishments of public health importance such as Water supply system, Milk plant, Sewage treatment plant is carried out.

Internal Medicine

Department of Medicine with core mission of quality patient care, high standard of education and clinical research is the home of diverse group of physician whose professional interest span across acute care, chronic disease management, preventive medicine. Palliative care and care of elderly patients.

Department is having OPD such as medicine, Cardiology, neurology, gastroenteroly, nephrology, endocrinology along with special clinic for headache, epilepsy, hematology and diabetes mellitus. Department is having 130 beds in medical ward along with HDU, CCU and ICU. Average bed occupancy is around 85 to 90%.

A workshop on Basic Life Support (BLS) - Advanced Cardiac Life Support (ACLS) was conducted on 4th to 6th of January-15, in which 32 students of the institute had hands-on experience and were awarded certificate accredited by American Heart Association (AHA).

The department has conducted three International Conferences, Medicine Update in the years 2009, 2011 & 2015. All three of the conferences had hands on workshops in Critical Care, Endoscopy, airway Management and Fluid and Electrolyte Therapy. The third international conference has recently been conducted on 13th to 15th March-2015 with the theme "Medicine Today & Futuristic". 50 faculty of national & international repute gave lectures on various facets of medicine. 36 Poster & 25 Oral papers were presented by participants of various colleges.



Departments

Clinical



Paediatrics

The department, been run by well qualified doctors, technicians and nurses strives to provide the most optimum and compassionate care for the paediatric as well as neonatal age group. A part form daily OPD, diarrhea and immunization clinics the department runs speciality clinics such as cardiology, nephrology, nutrition, asthma, endocrinology etc.

The department boasts of a fully equiped 8 bedded NICU/PICU each with facilities for mechanical ventilation, CPAP, phototherapy, portable ultrasound, x-ray as well as all latest intensive care monitoring system. Recently the department has established a nutritional rehabilation centre for severely malnourished children which is free of cost.

The department had conducted a CME/Workshop for critical care and ventilatory support which was hugely acclaimed & attended by well renounced practioners as well as post graduates from different institutes. The department is always in pursuit of excellence.

Pulmonary Medicine

The Department of Pulmonary Medicine has a multifaceted role. In addition to serving respiratory patients, the Intensive Care Unit is also managed on a full time basis.

Advanced investigations such as Fiberoptic bronchoscopy, bronchoscopic biopsy, bronchoal-veolar lavage, bronchoscopic foreign body removal etc are being performed. In conjunction with the Department of Radiotherapy, Carcinoma Lung/Pleura cases are being detected and managed by a dedicated team. Several specialized clinic like asthma/allergy clinic, COPD and pulmonary rehabilitation clinic, DOTS centre and MDR/XDR TB clinic in association with the department of microbiology are being successfully run by the department. Poly somnogrphy and thoracoscopy have been started and advance pulmonary function testing techniques like DLCO has been planned and will be initiated soon.

The Department has organised three national level conferences. In the year 2008, the 1st Pulmonary and Critical Care Update was organised. In the year 2010, the first ever UP-Uttarakhand State Chapter Conference of Indian Society of Critical Care Medicine (ISCCM) was organised at Nainital. Critical Care Changing Trends-2013 was conducted in 11th & 12th May 2013 at Jim Corbett in association with ISCCM, Bareilly. The department also organized a workshop on february 2015 on interventional pulmonology (EBOS, Thoracoscopy).

Dermatology

The department of Dermatology is engaged in teaching Undergraduate and postgraduate students, patient care and research work. The department is equipped with state of art treatment facilities like- Laser treatments like hair removal, tattoo removal, acne scar, pigmentation etc., Radio frequency surgery, Cryosurgery, Hair transplantation, nail surgery, vitiligo surgery, acne scar surgery, and cosmetic surgery. Department also runs special clinics like- Leprosy, STD, Pigmentary, Vitiligo, contact dermatitis, auto-immune disease, psoriasis, bullous disease clinics on scheduled week days.





Psychiatry and Behavioral Sciences

The hospital has a fully functional department of psychiatry with facilities for indoor and outpatient treatment of behavioral problems of adults and children. A de-addiction center for drugs and alcohol addicts is also being run. The department has full time psychiatrists and a clinical psychologist. Emergency services are provided on a 24 hour basis. Regular awareness programs are conducted for patients and attendants. Facilities for ECT, Bio-Feedback for various anxiety disorders and psychological testing are also available.

General Surgery

The mission of the Department of General Surgery is to provide the highest quality patient care, conduct innovative medical research and offer the best training for students and would be surgeons. The Department, right from its humble inception, has been progressing at a steady pace and now boasts of several subspecialties such as Endocrine surgery, Colorectal surgery, Trauma surgery, Hepatobiliary and Pancreatic surgery, Surgical oncology, Minimal Invasive Surgery, Plastic surgery, Reconstructive surgery, Microvascular surgery & Aesthetic surgery. In addition, the Department also runs two special clinics on a weekly basis – Piles clinic and Breast clinic.

A state level conference and live workshop "Lap Vision 2011" was organised in January 2011. Eminent surgeons from Dehradun and New Delhi operated on patients. Several surgeons from the state benefitted from the live demonstration. A workshop on the latest technique in haemorrhoid surgery – Doppler Guided Haemorrhoidal Artery Ligation was conducted in the month of May by an eminent team lead by Dr. Ramakant from Lucknow.

The Department of Surgery takes pride in possessing several advanced surgical equipments such as the Harmonic Scalpel, DGHAL for Haemorrhoids and an advanced High Definition Minimal Invasive Surgery setup.

In spite of a heavy schedule, research work has been initiated in the department. Four projects are currently being pursued actively.

Departments

Clinical



Obstetrics and Gynaecology

Being one of the most active departments in the institute is no easy job. Unpredictable deliveries, exsanguinating emergencies, unearthly work hours – all are handled with ease and expertise by a team of dedicated doctors.

The department of Obstetrics and Gynaecology has established itself as one of the leaders in the region for complicated cases related to High risk pregnancies and infertility treatment. With the advent of the harmonic scalpel, laparoscopic surgeries have been initiated as a first in the region.

Several special clinics are being run, namely, High Risk pregnancy clinic, Cancer screening/Hormone Replacement therapy/Menopausal clinic, Infertility & Endocrinology clinic and Family Welfare clinic. In addition to the hectic undergraduate and postgraduate training programmes, the department also offers several advanced facilities to the patients such as Colposcopy, Intranatal monitoring with Cardiotopography, Follicular studies, Laparoscopy and Urogynaecology.

A world class IVF & ICSI centre has been established, first in this region, the results of which are very encouraging.

Orthopaedics



The department of Orthopaedics has state-of-the facilities for performing advanced orthopaedic and trauma surgeries. Arthroscopic surgeries, Joint replacement surgeries, minimal invasive spinal surgeries, onco surgeries and treatment by Ilizarov technique are some of the highlights of the department.

A dedicated team to tackle trauma is in place all the time. The team in conjunction with a highly specialized ICU, is actively involved in treating all kinds of limb and spine trauma with utmost urgency.

The department has organised two workshop - "Arthroscopy Workshop 2009" on 22nd February 2009 and "Primary Total Knee Arthroplasty 2013" on 8th September, 2013 where live surgeries were demonstrated. Department of Orthopaedics is organizing "Orthopaedic Trauma Update 2015" on 05 April 2015 in this institute.

Ophthalmology

The department of Ophthalmology at SRMS is the leader in the region for the largest number of Cataract surgeries performed as well as the use of the most advanced premium intra ocular lens implants done under topical anesthesia i.e. popularly known as " no needle Cataract Surgery" where the patient goes home in two hours of the operation. Among IOLs, multifocal implants offering the patient youthful spectacle free vision is a well known highlight of the advanced Cataract surgery option the department beasts of. The IOL master offers most accurate



pre operative calculation of IOL power Optical coherence tomography (OCT) is an advanced diagnostic imaging technology used in the department for diagnosis and follow up of retinal, Optic nerve and anterior segment eye diseases. Fundus digital camera allows retinal angiography & photography to be done . The Humphrey field analyser (HVF) offer static perimetry analysed for glaucoma and neurological disorder .

Applanation tonometry, direct & indirect Ophthalmoscopy, biometry by IOL master, highly advanced dedicated Operation theatre with laminar flow , RO for scrubbing , high end microscopes, phaco machines and wet lab, etc, are other highlights of the department.

The department also runs the only eye bank in this region equipped with a specular microscope and serves the needs of the corneally blind in the society functioning 24X7. Laser surgeries for the secondary Cataract, glaucoma and retina and services to pediatric eye diseases, trauma management , squint & oculoplasty, orbital disorder vitro retinal surgeries, contact lenses, optical dispensing are routinely performed.

ENT and Head & Neck Surgery

Since its inception in the year 2005, the Department of ENT and Head&Neck Surgery has made rapid strides. The department has been providing care to the needs of ENT patients in general as well as imparting highly specialised tertiary services. The department has a well-equipped audiology and neuro-otology lab carrying out various investigations like audiometry, impedence audiometry, brain stem evoked response audiometry, otoacoustic emissions, electronystagmography etc.

The department has fully functional endoscopic facilities using ENT video endocope and sets of ventilating bronchoscopes and esophagoscopes. Rehabilitation in the form of hearing aids and speech therapy is provided to the patients under care of trained audiologist and speech therapist.



The department is carrying out all kinds of routine and tertiary level surgeries which include microscopic ear surgeries, functional endoscopic sinus surgeries and micro-laryngeal surgeries.

The department has become a centre of excellence for head and neck cancer surgeries. This assumes great importance as head and neck cancer is the commonest in this region.

The department had organized North Zone Conference of Association of Oto-laryngologists of India in December 2012. Moreover the department will also host 28th National Conference of All India Rhinology Society (RHINOCON) in November 2015

Departments

Clinical

Anaesthesia

The Department of Anaesthesiology, Critical care & Pain Management is one of the largest departments of the institution. It has been consistently providing education and training to the students & ensuring quality surgical output.

The department comprises of 16 faculty members and 18 post graduate students. The post graduate students of the 1st batch received their MD degree last year and both the seats have been recognized by the MCI.

The department is involved in providing intensive care to the critically ill patients with one consultant and resident each posted in the ICU. A pain clinic is also being operated by the department.

All the post graduate students of the department have undergone ACLS/BLS training and are now AHA certified ACLS/BLS providers. They are thus, the "resuscitation officers" of the institute. Various ACLS/BLS training and code blue programs have also been organized by the department, which have benefited many doctors and have improved the overall quality of patient care.

Radiodiagnosis

The department has two MRI, one latest 18 channel 3 Tesla MRI & other 0.2 Tesla permanent magnet MRI, two spiral CT- latest 128 x 2 (256 slice) Dual source Somatom Definition Plus & other single slice Somatom Spirit Plus, Mammography unit, five Colour Doppler Ultrasound machines including one high end Doppler with ARFI. Five static X-ray units including one high frequency 800MA and digital Fluoroscopy and seven mobile units, CR system, latest 2-units of digital radiography including one mobile unit for ICU & wards and latest BMD. Advacned DSA is included in the Cath Lab unit.

All advanced MRI functional studies including perfusion, spectroscopy, diffusion, DTI etc & CT studies with all angiographies including Cardiac Angiography .Advanced functions of Dual energy CT like detection of gout crystal, uric acid stone, Brain perfusion, & liver triple phase studies, etc are performed.



Interventional procedures like Ultrasound or CT guided FNAC and biopsies, tube drainage, PTBD are routinely performed by well trained doctors.

Dental Sciences

Orthodontics, Pedodontics, Cosmetic Dentistry, Endodontics, crown & bridge treatment, complete & partial dentures and preventive dentistry are some of the specialized branches that have been started in the department. Department is having a functional maxillofacial surgery unit dealing with maxillary & mandibular fractures & minor facial cosmetic surgeries. Department is equipped with, electronic dental chairs, Radiovisiography (RVG) unit, Light cure system, cavitron, profile root canal system, fully equipped prosthetic lab with computerized porcelain furnace.

Radiotherapy

The Department of Radiotherapy is always refining radiation oncology treatment methods to deliver the highest-quality patient care possible. An unmatched range of equipment includes the latest strategies to treat tumours aggressively, while reducing the side effects. Treatment facilities available are -

- 3D-CRT by High Energy Linear Accelerator.
- HDR-Brachytherapy
- Interstitial Implants.
- Chemotherapy
- Palliative Care

The concept of "Tumor Board" is practiced in the department where in each and every malignant case is discuss in the tumor board meeting conducted every friday of the week. Hence the department is delivering comprehensive cancer treatment with the support of all surgical, radiological and pathological specialities.



Super Speciality

Cardiology

The Department of Cardiology boasts of a faculty that is nationally and internationally recognized in treating various cardiovascular conditions including atrial fibrillation, interventional cardiology, and heart failure. Solidly backed up by a dedicated team, the department has a unique reputation for personalized yet sophisticated cardiovascular care. All patients are offered the latest in device, ablative and surgical therapies.

The department runs one of the busiest OPDs in the hospital. A 10 bedded ICU and 20 bedded HDU is being run by a dedicated and tireless staff.

Urology

Urology has consistently been the best performing surgical department in the institute. Staffed by a dynamic team of doctors, technicians and nurses, the department is peforming all kinds of endourological procedures, oncourology, reconstructive urological surgeries, urotrauma and pediatric urological operations..

The department constantly upgrades itself and now boasts of the latest Lithotriptor, Latest endourology set and Urodynamic studies to complement its commitment to patient care. The department of urology also deals with cases of male infertility and sexual dysfunctions.

Nephrology

Having the distinction of being one of the oldest super speciality departments in the institute, Nephrology has been in a state of steady progress. Always improving, the department successfully runs the busiest dialysis centre in the region catering to a wide variety of patients from all walks of life. Ever ready to provide services, the department is always well received by one and all.

Managing the dialysis centre in the institute is a cohesive and dedicated team of doctors, technicians and nursing staff. Department is managing every aspect of kidney disease and is intensively involved in all procedures of interventional nephrology including kidney biopsy, placement of temporary as well as permanent vascular catheters (PERMCATH), AV fistula, AV shunts and CAPD catheter placement etc. All the latest modalities of treatment are being offered at exceptionally low cost to the patients.



Super Speciality



Neurosurgery

The Department of Neurosurgery constitutes the largest speciality division for neurological surgery in the Rohilkhand region, and is one of the most reputed of its kind in Western Uttar Pradesh. It is the main tertiary level referral center of the region for neurotrauma and complex neuro-surgical maladies.

The philosophy of working in unison with other speciality divisions of Neuromedicine, General Surgery, Orthopaedics, Radiodiagnosis, Neuropathology, Radiotherapy, Otorhinology, and Physical Medicine to offer a multi disciplinary approach to problem solving, lies at the core of the department's work ethos.

The Department handles all kinds of Trauma cases, Cerebrovascular accidents, Tumours, Spinal deformities/lesions and Paediatric Neurological Diseases. Recently cranial endoscopy has been started.

Neurology

Starting to function as an independent department in the year 2010, the department of Neurology has made steady progress and is now offering round the clock emergency and Inpatient/Outpatient services at a very nominal cost.

In conjuction with the ICU Department, Neuro crititcal care is being offered. The department also runs two special clinics in the form of Epilepsy clinic and Headache clinic everyday.

In addition, Nerve conduction studies, Electromyography and EEG are being performed daily in the outdoor department.

Super Speciality



Gastroenterology

The Gastroenterology department made its beginnings with the acquisition of equipment related to performing Video Upper GI Endoscopy and Colonoscopy. A dedicated team of doctors and technicians work in tandem to perform diagnostic & therapeutic endoscopy, colonoscopy, ERCP on the regular basis.

Actively participating in the two International Conferences held at our Institute, the Department of Gastroenterology conducted workshops in diagnostic and therapeutic endoscopies which was well attended and appreciated.

Gastrosurgery - With the creation of a separate department (from General Surgery), Gastrosurgery has come to be of its own in the year 2011. Managed by a newly formed and highly motivated team of doctors, technical staff and ICU personnel, the department has started performing many advanced procedures in Hepatobiliary and Oncological surgeries.

The department also is performing all types of Video Endoscopic diagnostic and therapeutic procedures in conjunction with the department of Gastroenterology.

Future plans include advancement in the field of laparoscopic surgeries with particular emphasis on laparoscopic oncosurgeries.

Oncosurgery - Oncosurgery department was initiated in 2014. Cancer surgeries of head and neck region, gastrointestinal, genitourinary, and breast are routinely performed. To name a few- Whipple's procedure, Ivor-Lewis, head and neck reconstructive surgeries and breast conservation surgeries.

The oncosurgery department along with the radiotherapy department conducts tumor board on every Friday of the week, wherein the management of each cancer patient is discussed.

Plastic Surgery - The department of plastic surgery was started in 2014 wherein all range of aesthetic surgeries is performed. These include- facial rejuvenation (surgical & non surgical), rhinoplasty, body contouring surgeries, reconstructive surgeries (post-traumatic & post-oncosurgery).

The department also efficiently manages burn cases and burn sequelae. Besides these microvascular & super microvascular surgeries are also performed.

Academic Statistics

MBBS

Detail of Intermediate Percentage of the Students Admitted in M.B.B.S. Course

Batch	50% - 64%	65% - 74%	75% - 84%	85% or above
2005	49	34	15	2
2006	24	15	9	2
2007	38	44	17	1
2008	39	35	19	7
2009	33	37	20	10
2010	25	35	31	9
2011	23	41	27	9
2012	17	41	29	13
2013	22	22	46	10
2014	15	37	35	13

Academic Statistics

MBBS Results

1st Professional Result

	2005 Batch	2006 Batch	2007 Batch	2008 Batch	2009 Batch	2010 Batch	2011 Batch	2012 Batch	2013 Batch
Students Appeared	92	48	86	91	87	97	95	89	91
Students Passed	70	41	68	76	54	84	92	80	74
Students Failed	22	07	18	15	33	13	03	09	17
Passed with 50-59% marks	35	12	43	32	30	34	37	27	13
Passed with 60-69% marks	32	24	21	39	20	42	43	46	54
Passed with 70-74% marks	03	05	02	05	04	07	08	05	07
Passed with Honours	-	-	02	-	-	01	04	02	-

2nd Professional Result

	2005 Batch	2006 Batch	2007 Batch	2008 Batch	2009 Batch	2010 Batch	2011 Batch
Students Appeared	60	36	68	75	54	75	93
Students Passed	44	36	63	72	54	75	87
Students Failed	16	-	05	03	-	-	06
Passed with 50 - 59% marks	19	02	26	38	24	23	43
Passed with 60 - 69% marks	25	31	34	32	22	49	41
Passed with 70 - 74% marks	-	03	02	02	07	01	03
Passed with Honours	-	-	01	-	01	02	-

Academic Statistics

MBBS Results

3rd Professional (Part-I) Result

	2005 Batch	2006 Batch	2007 Batch	2008 Batch	2009 Batch	2010 Batch
Students Appeared	85	39	68	74	52	93
Students Passed	75	38	65	70	51	86
Students Failed	10	01	03	04	01	07
Passed with 50 - 59% marks	25	08	36	29	23	64
Passed with 60 - 69% marks	42	28	24	39	24	21
Passed with 70 - 74% marks	08	02	05	02	03	01
Passed with Honours	-	-	-	-	01	-

3rd Professional (Part-II) Result

	2005 Batch	2006 Batch	2007 Batch	2008 Batch	2009 Batch
Students Appeared	65	38	59	71	57
Students Passed	53	35	50	67	46
Students Failed	12	03	09	04	11
Passed with 50 - 59% marks	17	18	22	33	27
Passed with 60 - 69% marks	31	15	24	32	19
Passed with 70 - 74% marks	04	02	03	02	-
Passed with Honours	01	-	01	-	-

Academic Statistics

Graphical View

Intermediate Percentage of the Students Admitted in M.B.B.S. Course

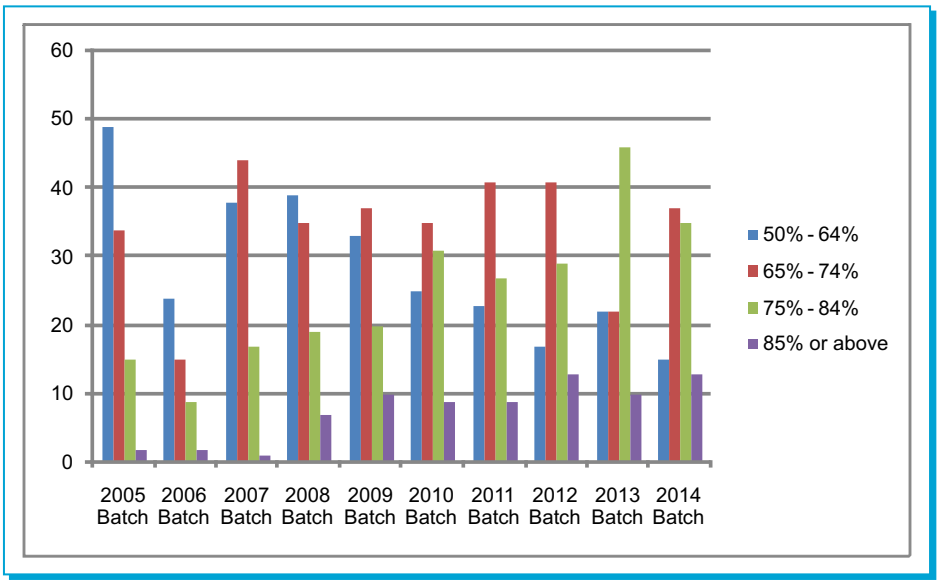

MBBS 1st Professional Result

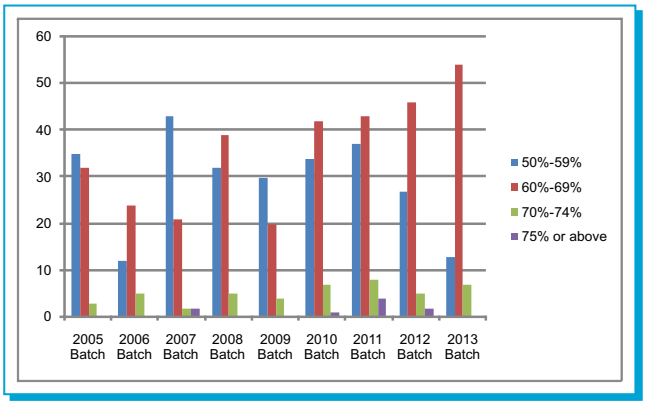

MBBS 2nd Professional Result

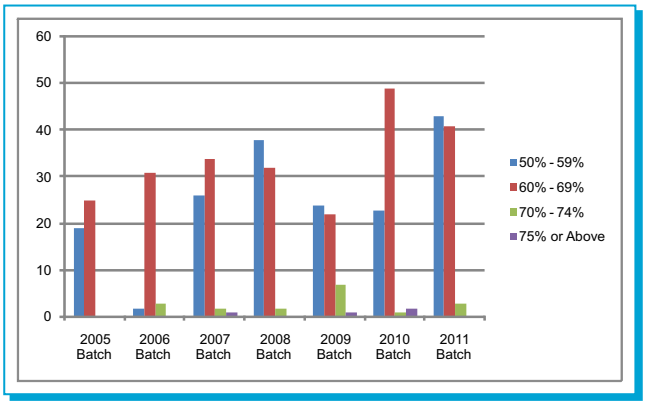

MBBS 3rd Prof. (Part-I) Result

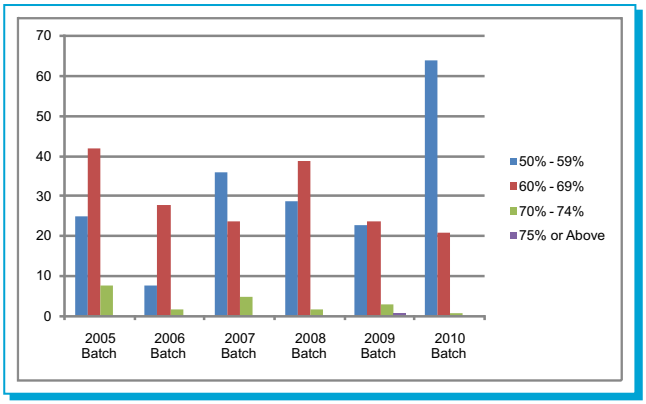

MBBS 3rd Prof. (Part-II) Result

